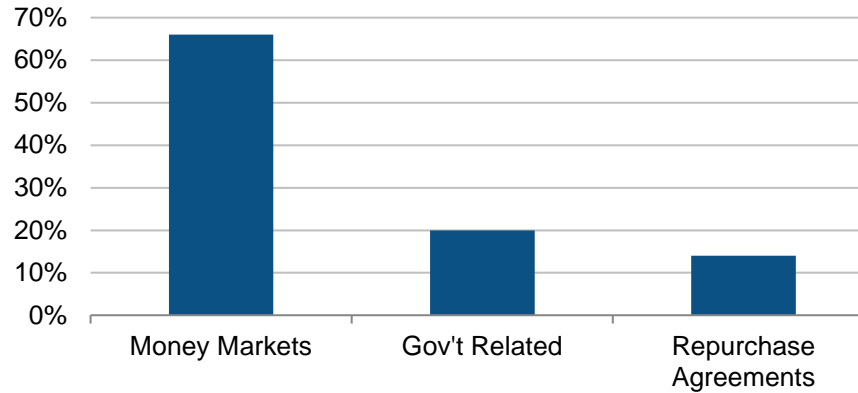




# Performance Report – Money Market Portfolio

## Portfolio Characteristics – 100% Bonds

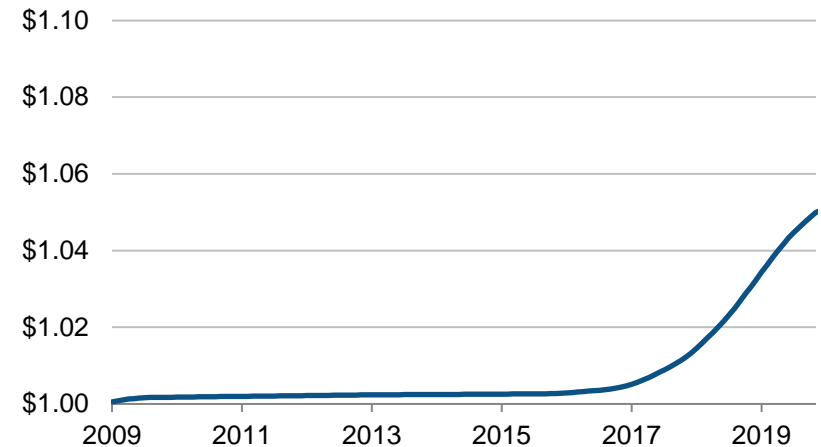
### Bonds



### Performance Detail

	December 2021	January 2022	February 2022
Beginning Value	\$1,386,420	\$1,332,629	\$1,324,146
Net Contributions	(\$53,803)	(\$8,495)	(\$3,776)
Capital Appreciation	-	-	-
Income	\$12	\$11	\$10
Ending Value	\$1,332,629	\$1,324,146	\$1,320,380
<b>Total Return</b>	<b>0.00%</b>	<b>0.00%</b>	<b>0.00%</b>

### Growth of \$1.00 – Ending 2/28/22



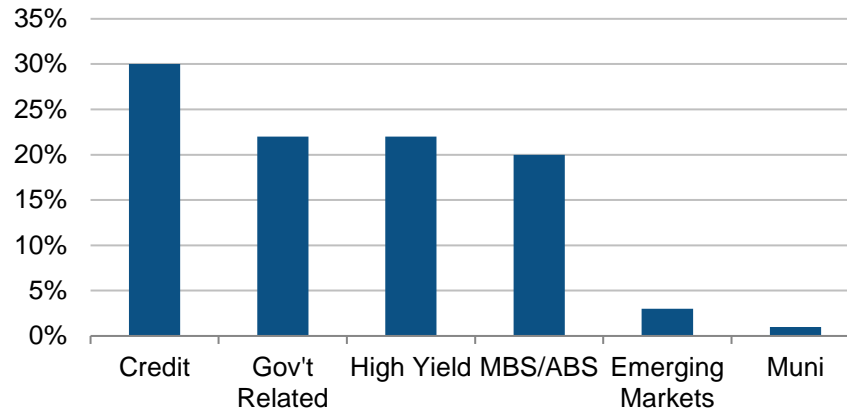
Data as of 2/28/2022



# Performance Report – Bond Portfolio

## Portfolio Characteristics – 100% Bonds

### Bonds

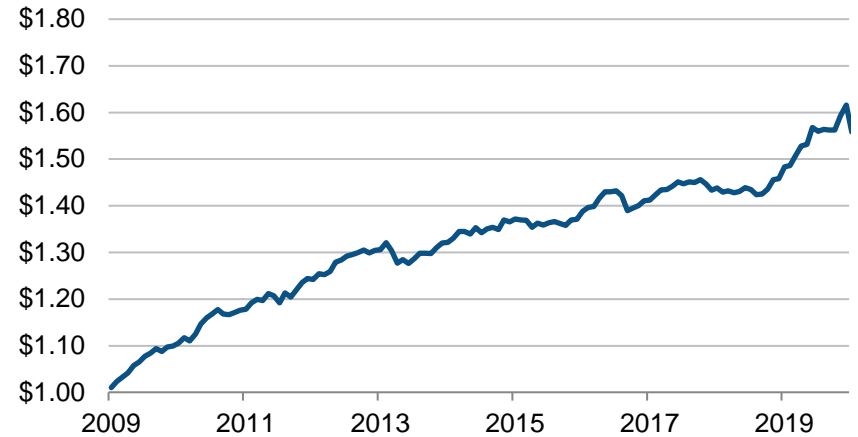


### Performance Detail

	December 2021	January 2022	February 2022
Beginning Value	\$4,980,918	\$4,983,645	\$4,878,258
Net Contributions	(\$21,394)	(\$122)	-
Capital Appreciation	(\$3,297)	(\$112,508)	(\$79,253)
Income	\$27,419	\$7,242	\$10,364
Ending Value	\$4,983,645	\$4,878,258	\$4,809,369
<b>Total Return</b>	<b>0.48%</b>	<b>-2.14%</b>	<b>-1.41%</b>

Data as of 2/28/2022

### Growth of \$1.00 – Ending 2/28/22

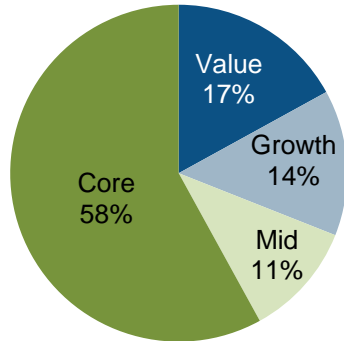




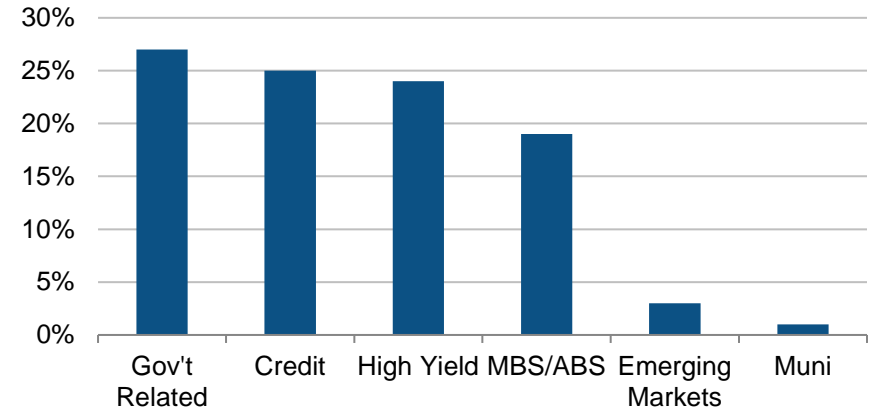
# Performance Report – Target Date 2030 Portfolio

## Portfolio Characteristics – 45% Stocks/52% Bonds/3% Cash

### Stocks



### Bonds

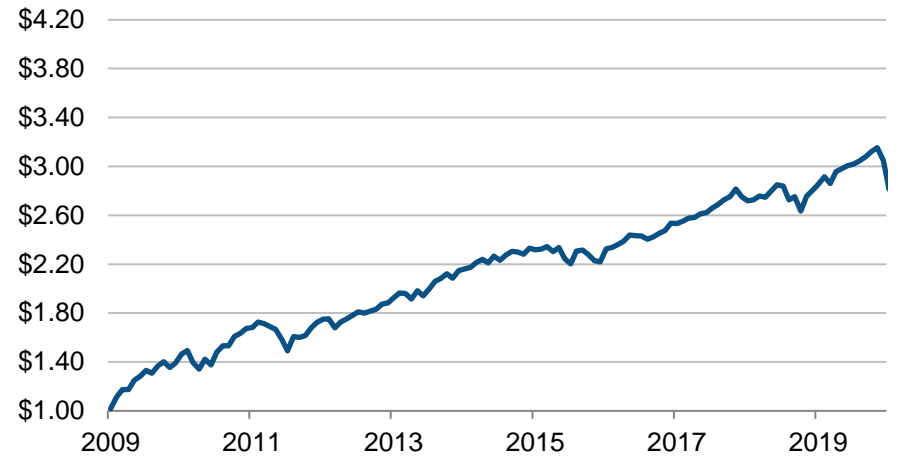


### Performance Detail

	December 2021	January 2022	February 2022
Beginning Value	\$3,765,599	\$3,834,709	\$3,680,910
Net Contributions	(\$8,482)	(\$25,709)	-
Capital Appreciation	\$8,199	(\$131,426)	(\$73,804)
Income	\$69,392	\$3,336	\$4,134
Ending Value	\$3,834,709	\$3,680,910	\$3,611,240
<b>Total Return</b>	<b>2.16%</b>	<b>-3.46%</b>	<b>-1.89%</b>

Data as of 2/28/202

### Growth of \$1.00 – Ending 2/28/22

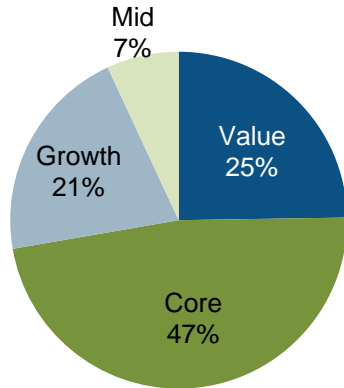




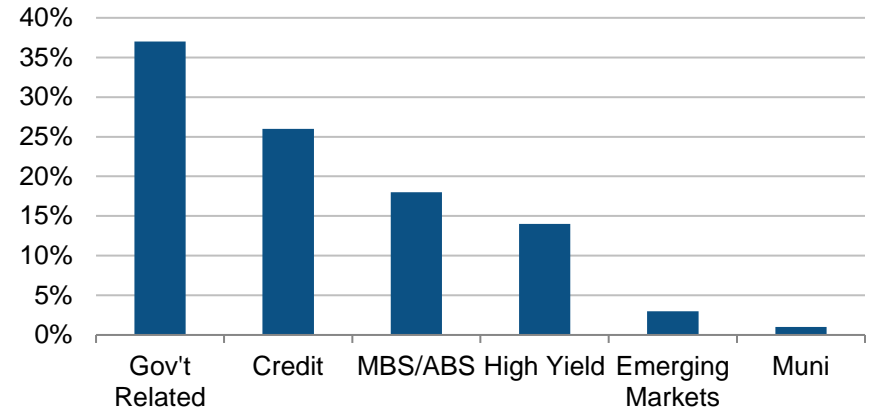
# Performance Report – Target Date 2040 Portfolio

## Portfolio Characteristics – 74% Stocks/23% Bonds/3% Cash

### Stocks



### Bonds



### Performance Detail

	December 2021	January 2022	February 2022
Beginning Value	\$2,366,548	\$2,437,770	\$2,330,461
Net Contributions	(\$2,070)	(\$5,459)	-
Capital Appreciation	(\$9,848)	(\$102,691)	(\$55,359)
Income	\$83,139	\$842	\$987
Ending Value	\$2,437,770	\$2,330,461	\$2,276,089
<b>Total Return</b>	<b>3.32%</b>	<b>-4.43%</b>	<b>-2.33%</b>

Data as of 2/28/2022

### Growth of \$1.00 – Ending 2/28/22

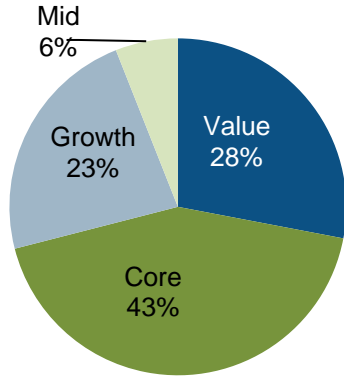




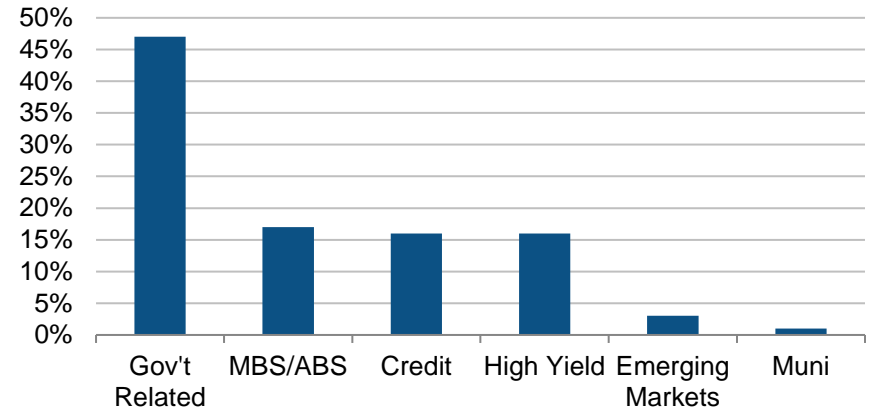
# Performance Report – Target Date 2050 Portfolio

## Portfolio Characteristics – 82% Stocks/14% Bonds/4% Cash

### Stocks



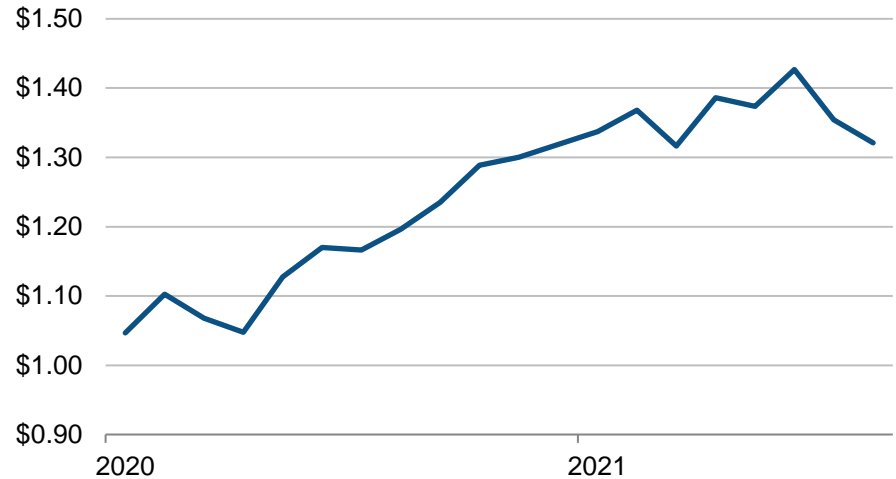
### Bonds



### Performance Detail

	December 2021	January 2022	February 2022
Beginning Value	\$695,624	\$716,774	\$762,804
Net Contributions	(\$3,561)	\$78,051	-
Capital Appreciation	(\$4,697)	(\$32,209)	(\$19,040)
Income	\$29,408	\$188	\$197
Ending Value	\$716,774	\$762,804	\$743,960
<b>Total Return</b>	<b>3.84%</b>	<b>-5.07%</b>	<b>-2.47%</b>

### Growth of \$1.00 – Ending 2/28/22



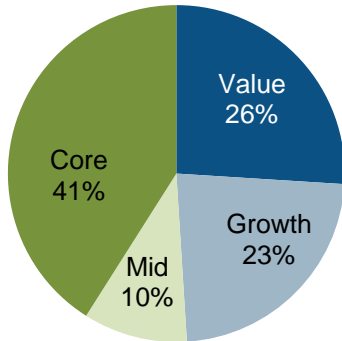
Data as of 2/28/2022



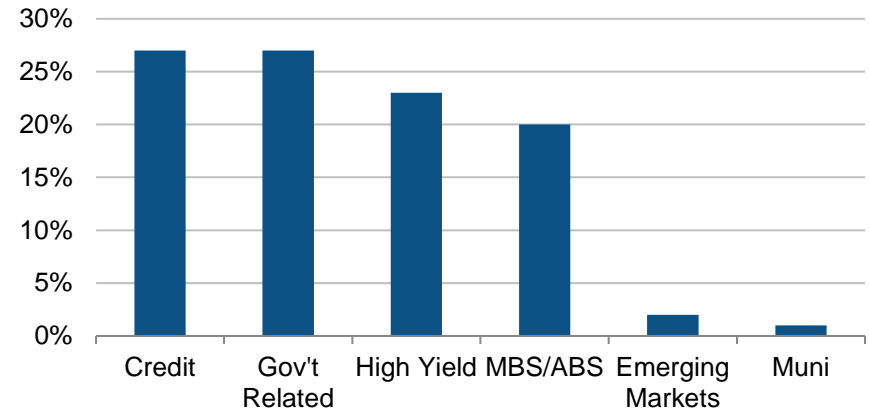
# Performance Report – Conservative Growth Portfolio

## Portfolio Characteristics – 28% Stocks/68% Bonds/4% Cash

### Stocks



### Bonds



### Performance Detail

	December 2021	January 2022	February 2022
Beginning Value	\$14,756,771	\$15,092,673	\$14,786,049
Net Contributions	\$111,926	\$101,956	-
Capital Appreciation	(\$24,959)	(\$423,665)	(\$266,516)
Income	\$248,934	\$15,086	\$19,728
Ending Value	\$15,092,673	\$14,786,049	\$14,539,261
<b>Total Return</b>	<b>1.61%</b>	<b>-2.83%</b>	<b>-1.67%</b>

Data as of 2/28/2022

### Growth of \$1.00 – Ending 2/28/22

